

CHARGING MANUAL

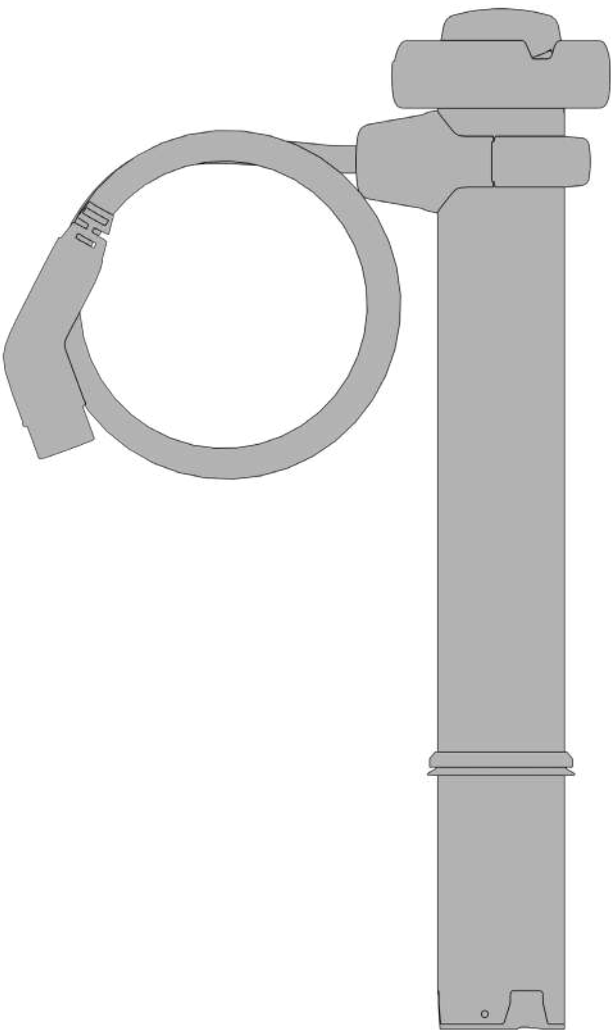
v0.8

TABLE OF CONTENTS

TROJAN EQUIPMENT	3
START YOUR CHARGING SESSION.....	4
CABLE ETIQUETTE & SAFETY.....	5
THE TROJAN APP	6
FINISHED CHARGING.....	7
CHARGEPOINT LED COLOUR STATES	8
ADAPTOR LED COLOUR STATES.....	9
ADAPTOR MISUSE.....	10
ADAPTOR MISUSE (CONTINUED)	11
TERMS & CONDITIONS.....	12

TROJAN EQUIPMENT

THE CHARGING ADAPTOR

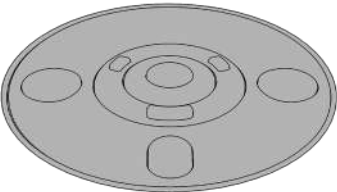


TROJAN APP

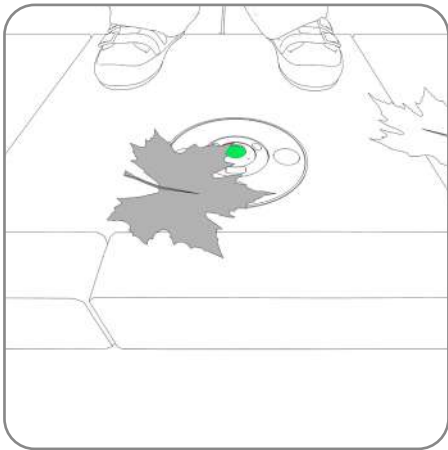
*currently only browser based



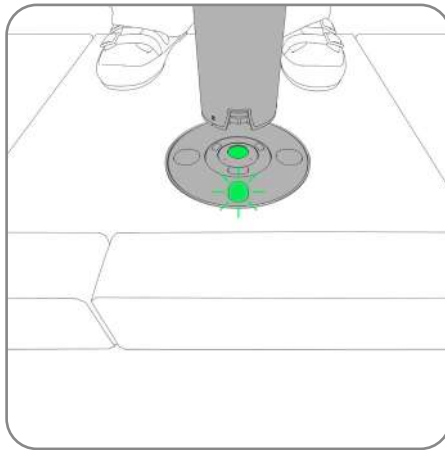
THE CHARGEPOINT



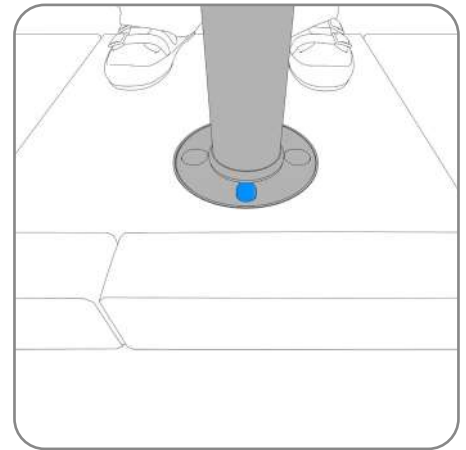
START YOUR CHARGING SESSION



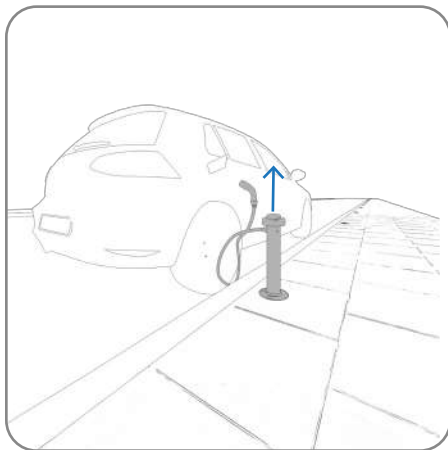
1. Remove any large pieces of debris on top of the chargepoint (i.e. any rocks, leaves or litter)



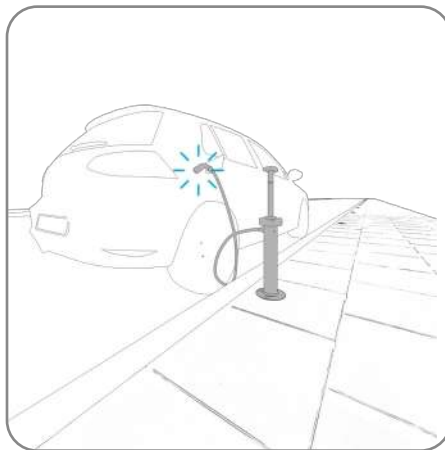
2. Line the adaptor above the chargepoint with the cable facing the road. The outer light should flash green.



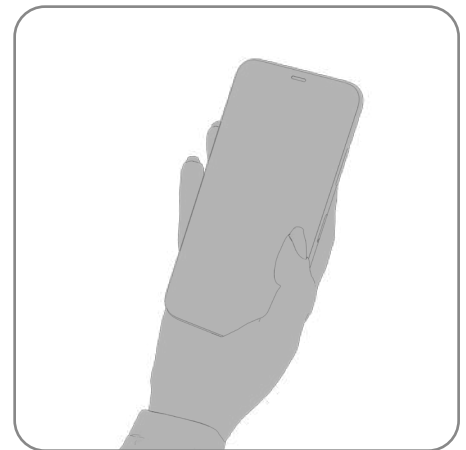
3. Push adaptor into chargepoint and hold in place until blue light appears indicating that it is locked.



4. Fully extend the handle on the adaptor until it clicks.




5. Plug the cable into the car and lock the car to start charging.

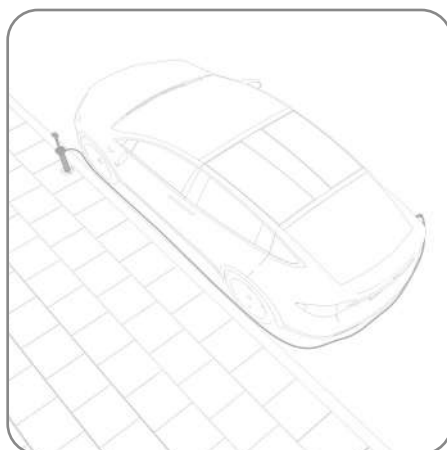


6. Charging will automatically start with preferences specified in the app. Default is set to charge at fastest available speed. See page 6 'Trojan App' for options.

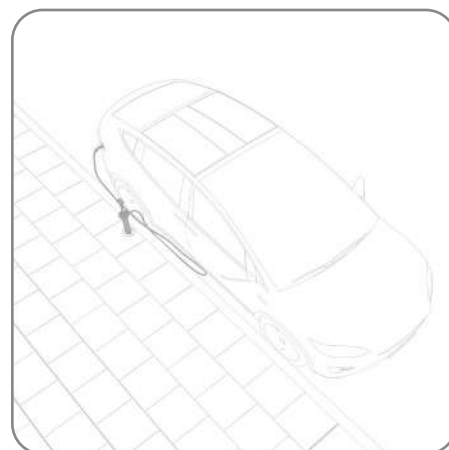
CABLE ETIQUETTE & SAFETY



Ensure cable is kept close to the footprint of the car and is not obstructing pedestrian walkways.



When the car charge port is on the opposite side of the car to the pavement, ensure the cable always remains within the footprint of the car.



Ensure extra cable is tucked away underneath or within the footprint of car to avoid trip hazards for pedestrians. Never leave the excess cable on the pavement.

INSPECTION OF CHARGEPOINT - INSPECT THE CHARGEPOINT PRIOR TO USE TO CHECK FOR EXCESSIVE CONTAMINANTS SUCH AS CHEWING GUM, DOG FOULING ETC. IF IN DOUBT DO NOT USE THE CHARGEPOINT AND REPORT THE PROBLEM TO TROJAN ENERGY THROUGH THE PORTAL / APP.


HEALTH - IF USING THIS APPARATUS CAUSES ANY PHYSICAL DISCOMFORT (ENGAGING AND DISENGAGING ADAPTOR, OR CARRYING LANCE AND CABLE), THEN STOP USING THE ADAPTOR AND REPORT THIS TO TROJAN ENERGY.

ADAPTOR CARE - WHILST TROJAN HAVE ENDEAVOURED TO MAKE THE ADAPTOR IS ROBUST AND DURABLE, IT IS THE RESPONSIBILITY OF THE USER TO CHECK FOR SIGNS OR WEAR OR DAMAGE PRIOR TO USE. DO NOT STORE THE ADAPTOR IN A DAMP & WET ENVIRONMENT, EITHER STORE IN CAR OR PROPERTY. IF ADAPTOR BECOMES EXCESSIVELY DIRTY, WIPE DOWN WITH A MOIST CLOTH TO REMOVE FOULING.

THE ADAPTOR IS AT RISK OF THEFT IF A USER UNPLUGS FROM THE CAR AND LEAVES IT ON THE STREET. THE USER WILL BE RESPONSIBLE BOTH FOR THE SAFETY, RISK AND ALL CHARGING THAT OCCURS ON THAT ADAPTOR UNTIL TROJAN IS NOTIFIED AND THE ADAPTOR DEACTIVATED.

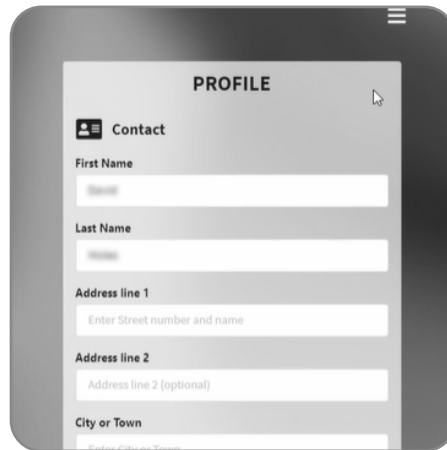
THE TROJAN APP

Mobile app still in development.
Visit <https://portal.trojanenergyltd.com> for web based version



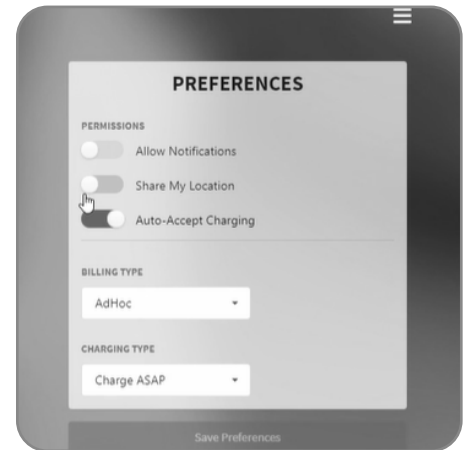
1. Current charging session

- Charge duration
- Total session kWh consumed
- Charging speed
- Ability to stop, start, resume charge



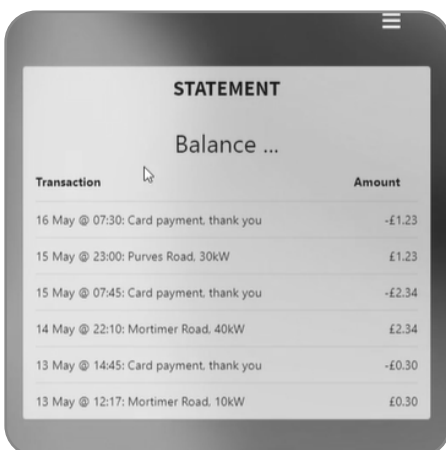
2. Profile page

- Contact / billing details
- Card details
- Vehicle details
- Change password



3. Preferences

- Notifications / privacy settings
- Auto-accept charging
- Charging type options



4. Statements

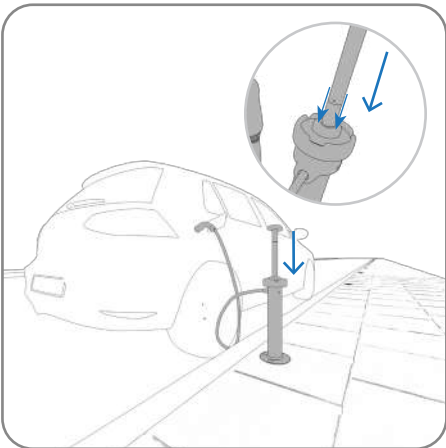
- Previous charge dates, times & locations
- Previous charge costs
- Previous charge kWh
- Download statement summary



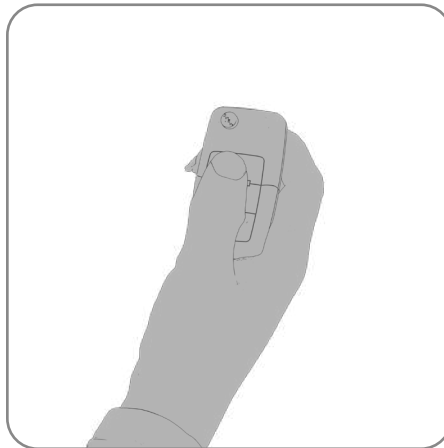
5. Support

- Send a help request
- Call support
- Email Support

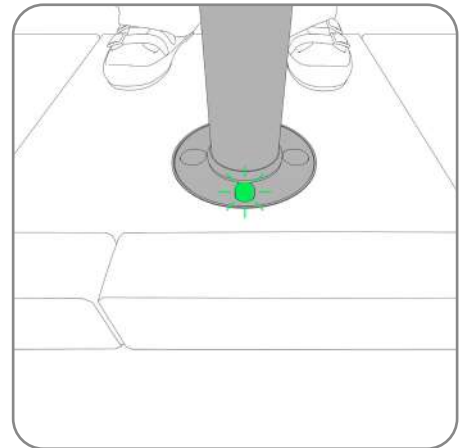
FINISHED CHARGING



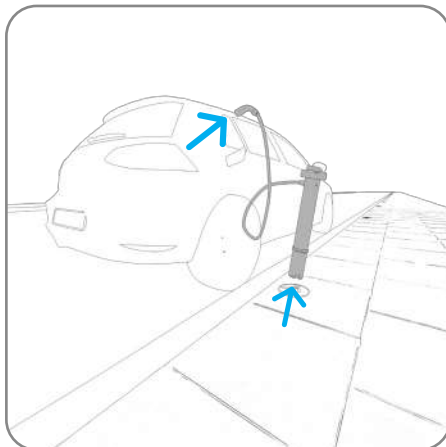
1. Push down on the base of the extended handle to retract the handle.



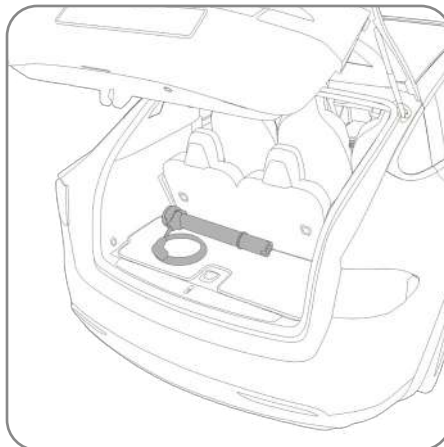
2. Unlock the car to unlock the cable and release the adaptor.



3. A green light begins flashing on the chargepoint which indicates that the adaptor is ready to be ejected.

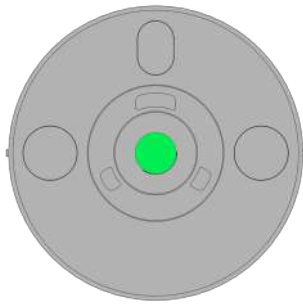


4. Unplug cable from car, and adaptor from chargepoint.

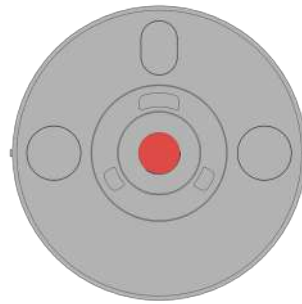


5. Store the adaptor in your car or at home, ready for next charging session.

CHARGEPOINT LED COLOUR STATES



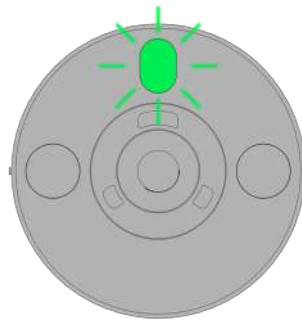
Central LED solid GREEN
Chargepoint available / ready for adaptor
insert



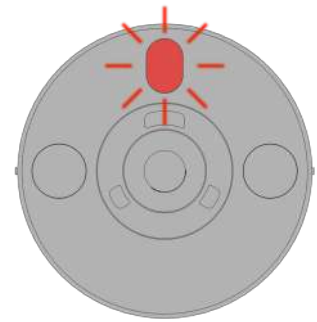
Central LED Solid RED
Chargepoint unavailable



Outer LED Solid BLUE
Adaptor locked into
chargepoint

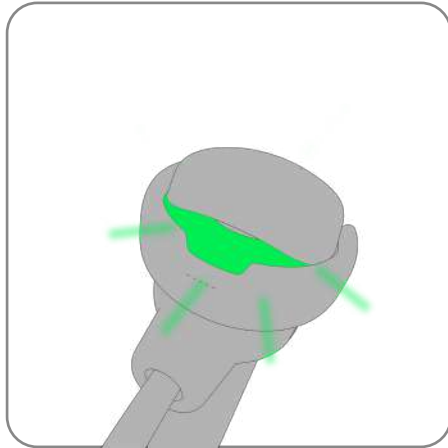


Outer LED Flashing GREEN
Adaptor unlocked from chargepoint /
adaptor accepted (when offering adaptor
to chargepoint)

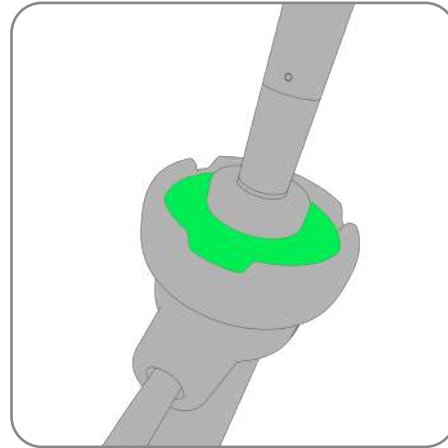


Outer LED Flashing RED
Rejected / charging error

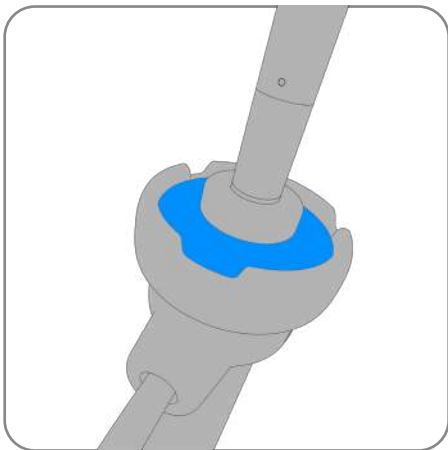
ADAPTOR LED COLOUR STATES



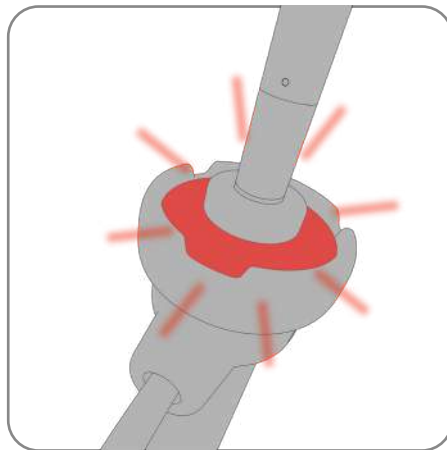
Adaptor LED Flashing GREEN:
Waiting for extension to be pulled up / adaptor can be removed.



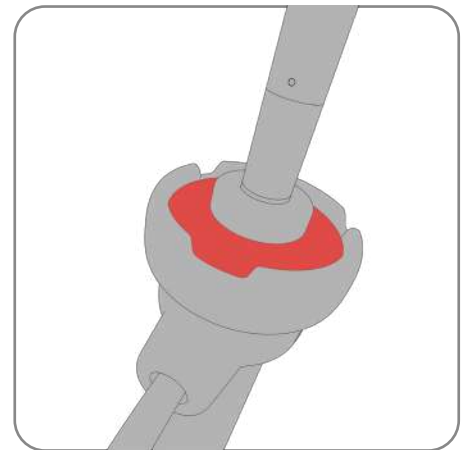
Adaptor LED solid GREEN:
Extension fully up / preparing to charge



Adaptor LED Solid BLUE:
Successfully charging



Adaptor LED Flashing RED:
Adaptor rejected



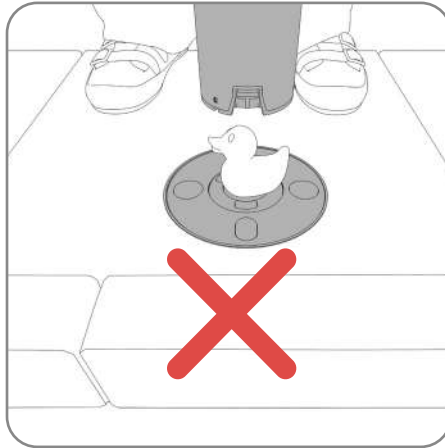
Adaptor LED Solid RED:
Charging error

ADAPTOR MISUSE




DO NOT

put anything other than the Trojan Energy adaptor in the chargepoint.



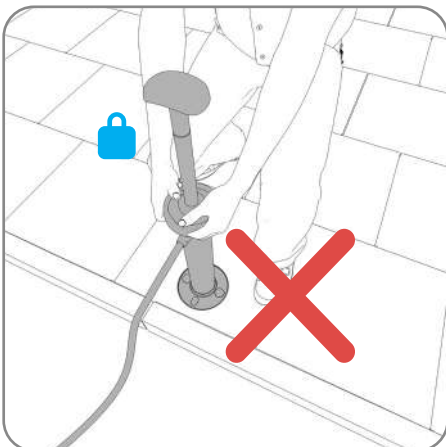
DO NOT

put anything between the adaptor & chargepoint.



DO NOT

exert force to the side of the adaptor.



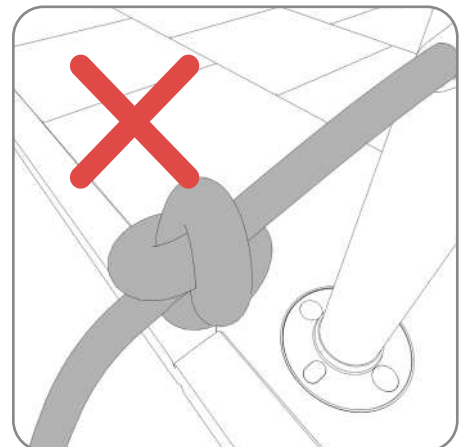
DO NOT

attempt to pull out without unlocking the unit.



DO NOT

leave the cable over the pavement.




DO NOT

tie knots in the cable.


ADAPTOR MISUSE

(CONTINUED)



DO NOT

insert the lance in flooded conditions.



DO NOT

run the cable so tight that it sits above the ground.



DO NOT

put any part of your body except your hands above **adaptor** while removing from chargepoint. Keep small children away while doing so.

TERMS & CONDITIONS

By using the Trojan Energy Limited (Trojan) charge point connector, lance, and any electrical and other equipment associated with the foregoing (altogether comprising the Equipment), you hereby agree that (i) you have been provided with, have read and have understood the instructions for use of the Equipment (the Equipment Manual), (ii) have received appropriate and suitable training on the use of the Equipment (the Training); and (iii) you will not use the Equipment in any manner except as described and provided for in the Product Manual and the Training.

Trojan Energy Ltd does not exclude any liability for: (i) fraud and fraudulent misrepresentation; and (ii) personal injury or death caused by Trojan Energy Ltd's negligence. In all other cases, to the fullest extent permitted by applicable law, Trojan Energy Ltd's total aggregate liability to customer arising from or in connection with this contract will be limited to the greater of: (i) £100; or (ii) all sums paid by customer to Trojan Energy Ltd in the 12 months prior to the event giving rise to the liability. For the avoidance of doubt, nothing in this contract undermines any statutory rights that the customer may have under applicable law.

WARNING: PACEMAKERS

Charging points may generate electro-magnetic fields which may be harmful to pacemaker wearers. If you have a pacemaker and are unsure about whether it is safe for you to use a charging point, please do not use the charging point. If you have a pacemaker and you use a charging point, maintain as much distance as possible from the charging point. If you feel uncomfortable at any time while using a charging point, please stop using the charging point immediately. Trojan Energy Ltd shall not be liable for any loss, damage or harm suffered as a result of your use of a charging point if you wear a pacemaker, provided that nothing in these terms and conditions shall limit or exclude Trojan Energy Ltd's liability for death or personal injury caused by its negligence.

By agreeing, you hereby irrevocably and unconditionally confirm that you fully understand, and agree to the provisions set out above.

